

Accreditation Quality Report






Welcome to the Joint Commission's Quality Report. We know how important reliable information is to you and your family when making health care decisions. This Quality Report will help you make the right decisions to meet your needs. Since 1951, the Joint Commission has been the national leader in setting standards for health care organizations. When a health care organization seeks accreditation, it demonstrates commitment to giving safe, high quality health care and to continually working to improve that care.

The Quality Report is only one way to determine whether a health care organization can meet your needs. Discuss this report with your doctor or with other professional acquaintances before making a care decision. In addition to the accreditation status of the organization, the Quality Report uses checks, pluses, and minuses in each of the following key areas to help you compare a health care organization with similar accredited organizations.

- National Patient Safety Goals - safety guidelines that target the prevention of medical errors such as surgery on the wrong side of the body and safe medication use.
- National Quality Improvement Goals - measures the care of patients with specific conditions such as heart failure or pregnancy.

Not all measures are relevant to or available for all types of health care organizations. The Joint Commission will add relevant measures of health care quality as more measures become available. Your comments are just as important to us. The content and format of the Quality Report will be updated from time to time based on changes in the health care industry and your suggestions. Please call Customer Service at 630-792-5800 or e-mail the Joint Commission at qualityreport@jointcommission.org with your comments and suggestions.

Mark R. Chassin, MD, MPP, MPH
President of the Joint Commission



Summary of Quality Information

Symbol Key

- This organization achieved the best possible results.
- This organization's performance is above the target range/value.
- This organization's performance is similar to the target range/value.
- This organization's performance is below the target range/value.
- This Measure is not applicable for this organization.
- Not displayed

Footnote Key

1. The Measure or Measure Set was not reported.
2. The Measure Set does not have an overall result.
3. The number of patients is not enough for comparison purposes.
4. The measure meets the Privacy Disclosure Threshold rule.
5. The organization scored above 90% but was below most other organizations.
6. The Measure results are not statistically valid.
7. The Measure results are based on a sample of patients.
8. The number of months with Measure data is below the reporting requirement.
9. The measure results are temporarily suppressed pending resubmission of updated data.

For further information and explanation of the Quality Report contents, refer to the "Quality Report User Guide."

Accreditation Programs	Accreditation Decision	Effective Date	Last Full Survey Date	Last On-Site Survey Date
------------------------	------------------------	----------------	-----------------------	--------------------------

Hospital	Accredited	7/25/2009	7/24/2009	7/24/2009
Pathology and Clinical Laboratory	Accredited	6/13/2009	6/12/2009	6/12/2009

Advanced Certification Programs	Certification Decision	Effective Date	Last Full Review Date	Last On-Site Review Date
---------------------------------	------------------------	----------------	-----------------------	--------------------------

Primary Stroke Center	Certification	4/29/2006	1/13/2009	1/13/2009
-----------------------	---------------	-----------	-----------	-----------

Special Quality Awards

- 2008 Silver Get With The Guidelines - Coronary Artery Disease
- 2008 Silver Get With The Guidelines - Heart Failure
- 2008 The Medal of Honor for Organ Donation

Compared to other Joint Commission Accredited Organizations

Nationwide

Statewide

Hospital

2010 National Patient Safety Goals



Hospitals voluntarily participate in the Survey of Patients' Hospital Experiences (HCAHPS). Pediatric and psychiatric hospitals are not eligible to participate in the HCAHPS survey based on their patient population.









The Joint Commission only reports measures endorsed by the National Quality Forum.



Summary of Quality Information

Symbol Key




















-  This organization achieved the best possible results.
-  This organization's performance is above the target range/value.
-  This organization's performance is similar to the target range/value.
-  This organization's performance is below the target range/value.
-  This Measure is not applicable for this organization.
-  Not displayed

Footnote Key

1. The Measure or Measure Set was not reported.
2. The Measure Set does not have an overall result.
3. The number of patients is not enough for comparison purposes.
4. The measure meets the Privacy Disclosure Threshold rule.
5. The organization scored above 90% but was below most other organizations.
6. The Measure results are not statistically valid.
7. The Measure results are based on a sample of patients.
8. The number of months with Measure data is below the reporting requirement.
9. The measure results are temporarily suppressed pending resubmission of updated data.

For further information and explanation of the Quality Report contents, refer to the "Quality Report User Guide."

Compared to other Joint Commission Accredited Organizations

		Nationwide	Statewide
National Quality Improvement Goals:			
Reporting Period: Jan 2009 - Dec 2009	Heart Attack Care		
	Heart Failure Care		
	Pneumonia Care		
	Surgical Care Improvement Project (SCIP)		
	SCIP - Cardiac		
	SCIP - Infection Prevention		
	<i>For All Reported Procedures:</i>		
	• Blood Vessel Surgery		
	• Colon/Large Intestine Surgery		
	• Coronary Artery Bypass Graft		
• Hip Joint Replacement			
• Hysterectomy			
• Knee Replacement			
• Open Heart Surgery			
	SCIP – Venous Thromboembolism (VTE)		
Pathology and Clinical Laboratory	2009 National Patient Safety Goals		 *

Hospitals voluntarily participate in the Survey of Patients' Hospital Experiences (HCAHPS). Pediatric and psychiatric hospitals are not eligible to participate in the HCAHPS survey based on their patient population.



The Joint Commission only reports measures endorsed by the National Quality Forum.



Locations of Care

* Primary Location

Locations of Care	Available Services
Back Mountain Medical Center 100 Upper Demunds Road Dallas, PA 18612	<ul style="list-style-type: none"> General Outpatient Services (Outpatient)
Diabetes Management Center 534 Wyoming Avenue, Suite 201 Kingston, PA 18704	<ul style="list-style-type: none"> General Laboratory Tests
Exeter Outpatient Testing Center 1701 Wyoming Avenue Exeter, PA 18643	<ul style="list-style-type: none"> General Outpatient Services (Outpatient)
Pennant Laboratory Services 575 River Street Wilkes Barre, PA 18764	<ul style="list-style-type: none"> General Laboratory Tests Toxicology
Pennant Lackawanna 620 North Blakely Street Dunmore, PA 18512	<ul style="list-style-type: none"> General Laboratory Tests
Thomas P. Saxton Medical Pavilion 468 Northampton Street Edwardsville, PA 18704	<ul style="list-style-type: none"> General Laboratory Tests General Outpatient Services (Outpatient)



Locations of Care




* Primary Location

Locations of Care	Available Services
<p>Wilkes-Barre General Hospital * 575 North River Street Wilkes Barre, PA 18764</p>	<p>Joint Commission Advanced Certification Programs:</p> <ul style="list-style-type: none"> • Primary Stroke Center <p>Services:</p> <ul style="list-style-type: none"> • Cancer Center/Oncology (Inpatient) • Cardiac Catheterization Lab (Inpatient, Outpatient) • Cardiac Surgery (Inpatient) • Cardiac Unit/Cardiology (Inpatient) • CT Scanner (Inpatient, Outpatient) • EEG/EKG/EMG Lab (Inpatient, Outpatient) • Emergency Room (Outpatient) • Gastroenterology (Inpatient, Outpatient) • General Laboratory Tests • General Medical Services (Inpatient) • General Surgery (Inpatient, Outpatient) • GI or Endoscopy Lab (Inpatient, Outpatient) • Imaging/Radiology (Inpatient, Outpatient) • Intensive Care Unit (Inpatient) • Labor & Delivery (Inpatient) • Magnetic Resonance Imaging (Inpatient, Outpatient) • Medical Detoxification (Inpatient) • Neurosurgery (Inpatient) • Nuclear Medicine (Inpatient, Outpatient) • Nursery (Inpatient) • Obstetrics (Inpatient, Outpatient) • Operating Room (Inpatient, Outpatient) • Oral Maxillofacial Surgery (Inpatient, Outpatient) • Orthopedic Surgery (Inpatient, Outpatient) • Outpatient Surgery (Outpatient) • Pediatric Care (Inpatient) • Plastic Surgery (Inpatient) • Post Anesthesia Care Unit (PACU) (Inpatient, Outpatient) • Pulmonary Function Lab (Inpatient, Outpatient) • Radiation Oncology (Inpatient, Outpatient) • Respiratory Care (Ventilator) (Inpatient) • Telemetry (Inpatient) • Thoracic Surgery (Inpatient) • Toxicology • Ultrasound (Inpatient, Outpatient) • Urgent Care/Emergency Medicine (Outpatient) • Vascular Surgery (Inpatient, Outpatient) • Wound Care (Outpatient)
<p>Wound Healing Center at Wilkes Barre General Hospital 545 North River Street Wilkes Barre, PA 18702</p>	<ul style="list-style-type: none"> • General Laboratory Tests • General Outpatient Services (Outpatient)
<p>Wyoming Valley Imaging Center 345 North Pennsylvania Avenue Wilkes Barre, PA 18702</p>	<ul style="list-style-type: none"> • General Laboratory Tests • General Outpatient Services (Outpatient)



2010 National Patient Safety Goals

Symbol Key

-  The organization has met the National Patient Safety Goal.
-  The organization has not met the National Patient Safety Goal.
-  The Goal is not applicable for this organization.

For further information and explanation of the Quality Report contents, refer to the "Quality Report User Guide."

Hospital






Safety Goals	Organizations Should	Implemented
Improve the accuracy of patient identification.	Use of Two Patient Identifiers	
	Eliminating Transfusion Errors	
Improve the effectiveness of communication among caregivers.	Timely Reporting of Critical Tests and Critical Results	
Improve the safety of using medications.	Labeling Medications	
	Reducing Harm from Anticoagulation Therapy	
Reduce the risk of health care-associated infections.	Meeting Hand Hygiene Guidelines	
	Preventing Multi-Drug Resistant Organism Infections	
	Preventing Central-Line Associated Blood Stream Infections	
	Preventing Surgical Site Infections	
Accurately and completely reconcile medications across the continuum of care.	Comparing Current and Newly Ordered Medications	
	Communicating Medications to the Next Provider	
	Providing a Reconciled Medication List to the Patient	
	Settings in Which Medications are Minimally Used	
The organization identifies safety risks inherent in its patient population.	Identifying Individuals at Risk for Suicide	
Universal Protocol	Conducting a Pre-Procedure Verification Process	
	Marking the Procedure Site	
	Performing a Time-Out	



National Quality Improvement Goals

Reporting Period: January 2009 - December 2009



Symbol Key

-  This organization achieved the best possible results
-  This organization's performance is above the target range/value.
-  This organization's performance is similar to the target range/value.
-  This organization's performance is below the target range/value.
-  Not displayed




Footnote Key

1. The Measure or Measure Set was not reported.
2. The Measure Set does not have an overall result.
3. The number of patients is not enough for comparison purposes.
4. The measure meets the Privacy Disclosure Threshold rule.
5. The organization scored above 90% but was below most other organizations.
6. The Measure results are not statistically valid.
7. The Measure results are based on a sample of patients.
8. The number of months with Measure data is below the reporting requirement.
9. The measure results are temporarily suppressed pending resubmission of updated data.

Compared to other Joint Commission Accredited Organizations

Measure Area	Explanation	Nationwide	Statewide
Heart Attack Care	This category of evidence based measures assesses the overall quality of care provided to Heart Attack (AMI) patients.		

Compared to other Joint Commission Accredited Organizations

Measure	Explanation	Hospital Results	Nationwide		Statewide	
			Top 10% Scored at Least:	Average Rate:	Top 10% Scored at Least:	Average Rate:
ACE inhibitor or ARB for LVSD*	Heart attack patients who receive either a prescription for a medicine called an "ACE inhibitor" or a medicine called an angiotensin receptor blocker (ARB) when they are discharged from the hospital. This measure reports what percent of heart attack patients who have problems with the heart pumping enough blood to the body were prescribed medicines to improve the heart's ability to pump blood.	 83% of 70 eligible Patients	100%	96%	100%	95%
Adult smoking cessation advice/counseling*	Heart attack patients who are given advice about stopping smoking while they are in the hospital. This measure reports what percent of adult heart attack patients are provided advice and/or counseling to quit smoking. Smoking harms the heart, lungs and blood vessels and makes existing heart disease worse. Limitations of measure use - see Accreditation Quality Report User Guide.	 100% of 106 eligible Patients	100%	99%	100%	99%
Aspirin at arrival*	Heart attack patients receiving aspirin when arriving at the hospital. This measure reports what percent of heart attack patients receive aspirin within 24 hours before or after they arrive at the hospital. Aspirin is beneficial because it reduces the tendency of blood to clot in blood vessels of the heart and improves survival rates.	 95% of 325 eligible Patients	100%	98%	100%	99%



The Joint Commission only reports measures endorsed by the National Quality Forum.

* This information is part of the Hospital Quality Alliance. This information can also be viewed at www.hospitalcompare.hhs.gov

---- Null value or data not displayed.






For further information and explanation of the Quality Report contents, refer to the "Quality Report User Guide."



National Quality Improvement Goals

Reporting Period: January 2009 - December 2009



Symbol Key

-  This organization achieved the best possible results
-  This organization's performance is above the target range/value.
-  This organization's performance is similar to the target range/value.
-  This organization's performance is below the target range/value.
-  Not displayed




Footnote Key

1. The Measure or Measure Set was not reported.
2. The Measure Set does not have an overall result.
3. The number of patients is not enough for comparison purposes.
4. The measure meets the Privacy Disclosure Threshold rule.
5. The organization scored above 90% but was below most other organizations.
6. The Measure results are not statistically valid.
7. The Measure results are based on a sample of patients.
8. The number of months with Measure data is below the reporting requirement.
9. The measure results are temporarily suppressed pending resubmission of updated data.

Compared to other Joint Commission Accredited Organizations

Measure Area	Explanation	Nationwide	Statewide
Heart Attack Care	This category of evidence based measures assesses the overall quality of care provided to Heart Attack (AMI) patients.		

Compared to other Joint Commission Accredited Organizations

Measure	Explanation	Compared to other Joint Commission Accredited Organizations				
		Hospital Results	Top 10% Scored at Least:	Average Rate:	Top 10% Scored at Least:	Average Rate:
Aspirin prescribed at discharge*	Heart attack patients who receive a prescription for aspirin when being discharged from the hospital. This measure reports how often aspirin was prescribed to heart attack patients when they are leaving a hospital. Aspirin is beneficial because it reduces the tendency of blood to clot in blood vessels of the heart and improves survival rates.	 97% of 323 eligible Patients	100%	98%	100%	99%
Beta blocker prescribed at discharge*	Heart attack patients who have a medicine called a "beta blocker" prescribed when they are discharged from the hospital. This measure reports what percent of heart attack patients were prescribed a special type of medicine when leaving the hospital, that has been shown to reduce further heart damage.	 96% of 343 eligible Patients	100%	98%	100%	99%
Primary PCI received within 90 minutes of hospital arrival*	Heart attack patient with a clogged artery in the heart that is opened with a balloon therapy called PCI within 90 minutes of hospital arrival. This measure reports how quickly heart attack patients had a clogged artery in the heart opened with a balloon therapy called PCI to increase blood flow to the heart and reduce heart damage. Lack of blood supply to heart muscle can cause lasting heart damage. In certain types of heart attacks, a small balloon is threaded into a blood vessel in the heart to open up a clogged artery that keeps the blood from flowing to the heart muscle. It is important that this therapy be given quickly after a heart attack is diagnosed.	 70% of 40 eligible Patients	100%	87%	100%	87%



The Joint Commission only reports measures endorsed by the National Quality Forum.

* This information is part of the Hospital Quality Alliance. This information can also be viewed at www.hospitalcompare.hhs.gov






---- Null value or data not displayed.



National Quality Improvement Goals

Reporting Period: January 2009 - December 2009



Symbol Key




-  This organization achieved the best possible results
-  This organization's performance is above the target range/value.
-  This organization's performance is similar to the target range/value.
-  This organization's performance is below the target range/value.
-  Not displayed

Footnote Key

1. The Measure or Measure Set was not reported.
2. The Measure Set does not have an overall result.
3. The number of patients is not enough for comparison purposes.
4. The measure meets the Privacy Disclosure Threshold rule.
5. The organization scored above 90% but was below most other organizations.
6. The Measure results are not statistically valid.
7. The Measure results are based on a sample of patients.
8. The number of months with Measure data is below the reporting requirement.
9. The measure results are temporarily suppressed pending resubmission of updated data.

For further information and explanation of the Quality Report contents, refer to the "Quality Report User Guide."

Measure Area	Explanation	Compared to other Joint Commission Accredited Organizations	
		Nationwide	Statewide
Heart Failure Care	This category of evidence based measures assesses the overall quality of care provided to Heart Failure (HF) patients.		


Measure	Explanation	Compared to other Joint Commission Accredited Organizations				
		Hospital Results	Top 10% Scored at Least:	Average Rate:	Top 10% Scored at Least:	Average Rate:
ACE inhibitor or ARB for LVSD*	Heart failure patients who receive either a prescription for a medicine called an "ACE inhibitor" or a medicine called an angiotensin receptor blocker (ARB) when they are discharged from the hospital. This measure reports what percent of heart failure patients who have problems with the heart pumping enough blood to the body were prescribed medicines to improve the heart's ability to pump blood.	 <small>72% of 143 eligible Patients</small>	100%	94%	100%	95%
Adult smoking cessation advice/counseling*	Heart failure patients who are given advice about stopping smoking while they are in the hospital. This measure reports what percent of adult heart failure patients are provided advice and/or counseling to quit smoking. Smoking harms the heart, lungs and blood vessels and makes existing heart disease worse. Limitations of measure use - see Accreditation Quality Report User Guide.	 <small>98% of 62 eligible Patients</small>	100%	99%	100%	98%
Discharge instructions*	Heart failure patients who receive specific discharge instructions about their condition. This measure reports what percent of patients with heart failure are given information about their condition and care when they leave the hospital. Patient education about medicines, diet, activities, and signs to watch for is important in order to prevent further hospitalization. Limitations of measure use - see Accreditation Quality Report User Guide.	 <small>81% of 421 eligible Patients</small>	100%	88%	99%	89%



The Joint Commission only reports measures endorsed by the National Quality Forum.

* This information is part of the Hospital Quality Alliance. This information can also be viewed at www.hospitalcompare.hhs.gov






---- Null value or data not displayed.



National Quality Improvement Goals

Reporting Period: January 2009 - December 2009



Symbol Key

-  This organization achieved the best possible results
-  This organization's performance is above the target range/value.
-  This organization's performance is similar to the target range/value.
-  This organization's performance is below the target range/value.
-  Not displayed


Footnote Key

1. The Measure or Measure Set was not reported.
2. The Measure Set does not have an overall result.
3. The number of patients is not enough for comparison purposes.
4. The measure meets the Privacy Disclosure Threshold rule.
5. The organization scored above 90% but was below most other organizations.
6. The Measure results are not statistically valid.
7. The Measure results are based on a sample of patients.
8. The number of months with Measure data is below the reporting requirement.
9. The measure results are temporarily suppressed pending resubmission of updated data.

Compared to other Joint Commission Accredited Organizations

Measure Area	Explanation	Nationwide	Statewide
Heart Failure Care	This category of evidence based measures assesses the overall quality of care provided to Heart Failure (HF) patients.		

Compared to other Joint Commission Accredited Organizations

Measure	Explanation	Compared to other Joint Commission Accredited Organizations				
		Nationwide		Statewide		
		Hospital Results	Top 10% Scored at Least:	Average Rate:	Top 10% Scored at Least:	Average Rate:
LVF assessment*	Heart failure patients who have had the function of the main pumping chamber of the heart (i.e., left ventricle) checked during their hospitalization. This measure reports what percent of patients with heart failure receive an in-depth evaluation of heart muscle function in order to get the right treatment for their heart failure. Limitations of measure use - see Accreditation Quality Report User Guide.	 <small>92% of 626 eligible Patients</small>	100%	98%	100%	99%



The Joint Commission only reports measures endorsed by the National Quality Forum.

* This information is part of the Hospital Quality Alliance. This information can also be viewed at www.hospitalcompare.hhs.gov

---- Null value or data not displayed.






For further information and explanation of the Quality Report contents, refer to the "Quality Report User Guide."



National Quality Improvement Goals

Reporting Period: January 2009 - December 2009

Symbol Key

-  This organization achieved the best possible results
-  This organization's performance is above the target range/value.
-  This organization's performance is similar to the target range/value.
-  This organization's performance is below the target range/value.
-  Not displayed

Footnote Key




1. The Measure or Measure Set was not reported.
2. The Measure Set does not have an overall result.
3. The number of patients is not enough for comparison purposes.
4. The measure meets the Privacy Disclosure Threshold rule.
5. The organization scored above 90% but was below most other organizations.
6. The Measure results are not statistically valid.
7. The Measure results are based on a sample of patients.
8. The number of months with Measure data is below the reporting requirement.
9. The measure results are temporarily suppressed pending resubmission of updated data.


For further information and explanation of the Quality Report contents, refer to the "Quality Report User Guide."

Compared to other Joint Commission Accredited Organizations

Measure Area	Explanation	Nationwide	Statewide
Pneumonia Care	This category of evidence based measures assesses the overall quality of care provided to Pneumonia patients.	-	-


Compared to other Joint Commission Accredited Organizations

Measure	Explanation	Compared to other Joint Commission Accredited Organizations				
		Hospital Results	Nationwide Top 10% Scored at Least:	Average Rate:	Statewide Top 10% Scored at Least:	Average Rate:
Adult smoking cessation advice/counseling*	Pneumonia patients who are given advice about stopping smoking while they are in the hospital. This measure reports what percent of adult pneumonia patients are provided advice and/or counseling to quit smoking. Smoking harms the heart, lungs and blood vessels and makes existing disease worse. Limitations of measure use - see Accreditation Quality Report User Guide.	 98% of 138 eligible Patients	100%	98%	100%	98%
Blood cultures for pneumonia patients admitted through the Emergency Department.*	Pneumonia patients who were admitted through the Emergency Department who had a blood test in the Emergency Department for the presence of bacteria in their blood. Before antibiotics are given, blood samples are taken to test for the type of infection. This measure reports the percent of pneumonia patients admitted through the Emergency Department who received this test before antibiotics were given.	 95% of 391 eligible Patients	99%	95%	100%	95%
Blood cultures for pneumonia patients in intensive care units.	Pneumonia patients cared for in an intensive care unit that had a blood test for the presence of bacteria in their blood within 24 hours of hospital arrival. This measure reports the percent of pneumonia patients in intensive care units who had a blood culture within 24 hours prior to or after hospital arrival.	 88% of 41 eligible Patients	100%	96%	100%	96%

 The Joint Commission only reports measures endorsed by the National Quality Forum.

* This information is part of the Hospital Quality Alliance. This information can also be viewed at www.hospitalcompare.hhs.gov






---- Null value or data not displayed.



National Quality Improvement Goals

Reporting Period: January 2009 - December 2009



Symbol Key

-  This organization achieved the best possible results
-  This organization's performance is above the target range/value.
-  This organization's performance is similar to the target range/value.
-  This organization's performance is below the target range/value.
-  Not displayed




Footnote Key

1. The Measure or Measure Set was not reported.
2. The Measure Set does not have an overall result.
3. The number of patients is not enough for comparison purposes.
4. The measure meets the Privacy Disclosure Threshold rule.
5. The organization scored above 90% but was below most other organizations.
6. The Measure results are not statistically valid.
7. The Measure results are based on a sample of patients.
8. The number of months with Measure data is below the reporting requirement.
9. The measure results are temporarily suppressed pending resubmission of updated data.

Compared to other Joint Commission Accredited Organizations

Measure Area	Explanation	Nationwide	Statewide
Pneumonia Care	This category of evidence based measures assesses the overall quality of care provided to Pneumonia patients.		

Compared to other Joint Commission Accredited Organizations

Measure	Explanation	Compared to other Joint Commission Accredited Organizations				
		Hospital Results	Top 10% Scored at Least:	Average Rate:	Top 10% Scored at Least:	Average Rate:
Initial antibiotic received within 6 hours of hospital arrival*	Pneumonia patients who are given an antibiotic within 6 hours of arriving at the hospital. This measure reports the percent of adult pneumonia patients who are given an antibiotic within 6 hours of arriving at the hospital. Limitations of measure use - see Accreditation Quality Report User Guide.	 92% of 441 eligible Patients	99%	95%	99%	95%
Initial antibiotic selection for CAP in immunocompetent – ICU patient*	Patients in intensive care units who have community-acquired pneumonia who received the appropriate medicine (antibiotic) that has been shown to be effective for community-acquired pneumonia. This measure reports how often patients in intensive care units with community-acquired pneumonia were given the correct antibiotic within 24 hours of hospital arrival, based on recommendations from written guidelines, for the treatment of pneumonia.	 ³ 61% of 18 eligible Patients ³	100%	68%	100%	68%
Initial antibiotic selection for CAP in immunocompetent – non ICU patient*	Patients not in intensive care units who have community-acquired pneumonia who received the appropriate medicine (antibiotic) that has been shown to be effective for community-acquired pneumonia. This measure reports how often patients with community-acquired pneumonia not cared for in intensive care units, were given the correct antibiotic within 24 hours of hospital arrival, based on recommendations from written guidelines, for the treatment of pneumonia.	 92% of 260 eligible Patients	100%	95%	99%	95%



The Joint Commission only reports measures endorsed by the National Quality Forum.

* This information is part of the Hospital Quality Alliance. This information can also be viewed at

www.hospitalcompare.hhs.gov






---- Null value or data not displayed.



National Quality Improvement Goals

Reporting Period: January 2009 - December 2009

Symbol Key

-  This organization achieved the best possible results
-  This organization's performance is above the target range/value.
-  This organization's performance is similar to the target range/value.
-  This organization's performance is below the target range/value.
-  Not displayed

Footnote Key

1. The Measure or Measure Set was not reported.
2. The Measure Set does not have an overall result.
3. The number of patients is not enough for comparison purposes.
4. The measure meets the Privacy Disclosure Threshold rule.
5. The organization scored above 90% but was below most other organizations.
6. The Measure results are not statistically valid.
7. The Measure results are based on a sample of patients.
8. The number of months with Measure data is below the reporting requirement.
9. The measure results are temporarily suppressed pending resubmission of updated data.

Compared to other Joint Commission Accredited Organizations

Measure Area	Explanation	Nationwide	Statewide
Pneumonia Care	This category of evidence based measures assesses the overall quality of care provided to Pneumonia patients.	-	-

Compared to other Joint Commission Accredited Organizations

Measure	Explanation	Compared to other Joint Commission Accredited Organizations				
		Hospital Results	Top 10% Scored at Least:	Average Rate:	Top 10% Scored at Least:	Average Rate:
Pneumococcal vaccination*	Pneumonia vaccination. This measure reports how many patients 65 years and older were screened and vaccinated to prevent pneumonia.	- 83% of 433 eligible Patients	100%	93%	100%	94%




The Joint Commission only reports measures endorsed by the National Quality Forum.

* This information is part of the Hospital Quality Alliance. This information can also be viewed at www.hospitalcompare.hhs.gov

---- Null value or data not displayed.

For further information and explanation of the Quality Report contents, refer to the "Quality Report User Guide."



National Quality Improvement Goals

Reporting Period: January 2009 - December 2009

Symbol Key

- This organization achieved the best possible results
- This organization's performance is above the target range/value.
- This organization's performance is similar to the target range/value.
- This organization's performance is below the target range/value.
- Not displayed

Footnote Key

1. The Measure or Measure Set was not reported.
2. The Measure Set does not have an overall result.
3. The number of patients is not enough for comparison purposes.
4. The measure meets the Privacy Disclosure Threshold rule.
5. The organization scored above 90% but was below most other organizations.
6. The Measure results are not statistically valid.
7. The Measure results are based on a sample of patients.
8. The number of months with Measure data is below the reporting requirement.
9. The measure results are temporarily suppressed pending resubmission of updated data.

Compared to other Joint Commission Accredited Organizations

Measure Area	Explanation	Nationwide	Statewide
Pneumonia Care	This category of evidence based measures assesses the overall quality of care provided to Pneumonia patients.		

Compared to other Joint Commission Accredited Organizations

Measure	Explanation	Compared to other Joint Commission Accredited Organizations				
		Hospital Results	Top 10% Scored at Least:	Average Rate:	Top 10% Scored at Least:	Average Rate:
Pneumonia Seasonal Measure Reporting Period: October 2008 - March 2009						
Influenza vaccination	Pneumonia patients in the hospital during flu season (October through March) who were given the influenza vaccination prior to leaving the hospital. This measure reports how often pneumonia patients in the hospital during the flu season were given flu vaccine if needed, prior to leaving the hospital.	 89% of 242 eligible Patients	99%	89%	98%	90%



The Joint Commission only reports measures endorsed by the National Quality Forum.

* This information is part of the Hospital Quality Alliance. This information can also be viewed at www.hospitalcompare.hhs.gov

---- Null value or data not displayed.

For further information and explanation of the Quality Report contents, refer to the "Quality Report User Guide."



National Quality Improvement Goals

Reporting Period: January 2009 - December 2009

Symbol Key

- This organization achieved the best possible results
- This organization's performance is above the target range/value.
- This organization's performance is similar to the target range/value.
- This organization's performance is below the target range/value.
- Not displayed

Footnote Key

1. The Measure or Measure Set was not reported.
2. The Measure Set does not have an overall result.
3. The number of patients is not enough for comparison purposes.
4. The measure meets the Privacy Disclosure Threshold rule.
5. The organization scored above 90% but was below most other organizations.
6. The Measure results are not statistically valid.
7. The Measure results are based on a sample of patients.
8. The number of months with Measure data is below the reporting requirement.
9. The measure results are temporarily suppressed pending resubmission of updated data.

Compared to other Joint Commission Accredited Organizations

Measure Area	Explanation	Nationwide	Statewide
SCIP - Cardiac	This evidence based measure assesses continuation of beta-blocker therapy in selected surgical patients.		

Compared to other Joint Commission Accredited Organizations

Measure	Explanation	Compared to other Joint Commission Accredited Organizations				
		Nationwide		Statewide		
		Hospital Results	Top 10% Scored at Least:	Average Rate:	Top 10% Scored at Least:	Average Rate:
Surgery patients taking a Beta-Blocker before hospital admission who received a Beta-Blocker in the time frame of 24 hours before surgery through the time they were in the recovery room.	This measure reports the number of patients taking a Beta-Blocker medication before hospital admission who received a Beta-Blocker in the time frame of 24 hours before surgery through the time they were in the recovery room. Risk of complications is decreased when the Beta-Blocker is continued during the surgical time frame.	 89% of 602 eligible Patients ⁷	100%	92%	99%	93%



The Joint Commission only reports measures endorsed by the National Quality Forum.

* This information is part of the Hospital Quality Alliance. This information can also be viewed at www.hospitalcompare.hhs.gov

---- Null value or data not displayed.

For further information and explanation of the Quality Report contents, refer to the "Quality Report User Guide."



National Quality Improvement Goals

Reporting Period: January 2009 - December 2009

Symbol Key

- This organization achieved the best possible results
- This organization's performance is above the target range/value.
- This organization's performance is similar to the target range/value.
- This organization's performance is below the target range/value.
- Not displayed

Footnote Key

1. The Measure or Measure Set was not reported.
2. The Measure Set does not have an overall result.
3. The number of patients is not enough for comparison purposes.
4. The measure meets the Privacy Disclosure Threshold rule.
5. The organization scored above 90% but was below most other organizations.
6. The Measure results are not statistically valid.
7. The Measure results are based on a sample of patients.
8. The number of months with Measure data is below the reporting requirement.
9. The measure results are temporarily suppressed pending resubmission of updated data.

Compared to other Joint Commission Accredited Organizations

Measure Area	Explanation	Nationwide	Statewide
SCIP - Infection Prevention	This category of evidence based measures assesses the overall use of indicated antibiotics for surgical infection prevention.		

Compared to other Joint Commission Accredited Organizations

Measure	Explanation	Hospital Results	Compared to other Joint Commission Accredited Organizations			
			Nationwide	Average Rate:	Statewide	Average Rate:
			Top 10% Scored at Least:	Top 10% Scored at Least:	Top 10% Scored at Least:	Top 10% Scored at Least:
Patients having a surgery who received medicine to prevent infection (an antibiotic) within one hour before the skin was surgically cut.*	This measure reports how often patients having surgery received medicine that prevents infection (an antibiotic) within one hour before the skin was surgically cut. Infection is lowest when patients receive antibiotics to prevent infection within one hour before the skin is surgically cut. Note: Not every surgery requires antibiotics and this measure reports on those selected surgeries where evidence/experts have identified that antibiotics would be helpful.	 97% of 1162 eligible Patients ⁷	100%	96%	99%	97%
Patients having surgery who received the appropriate medicine (antibiotic) which is shown to be effective for the type of surgery performed.*	This measure reports how often patients who had surgery were given the appropriate medicine (antibiotic) that prevents infection which is know to be effective for the type of surgery, based upon the recommendations of experts around the country. Note: Not every surgery requires antibiotics and this measure reports on those selected surgeries where evidence/experts have identified that antibiotics would be helpful.	 97% of 1174 eligible Patients ⁷	100%	98%	99%	98%




The Joint Commission only reports measures endorsed by the National Quality Forum.

* This information is part of the Hospital Quality Alliance. This information can also be viewed at www.hospitalcompare.hhs.gov

---- Null value or data not displayed.






For further information and explanation of the Quality Report contents, refer to the "Quality Report User Guide."



National Quality Improvement Goals

Reporting Period: January 2009 - December 2009



Symbol Key

-  This organization achieved the best possible results
-  This organization's performance is above the target range/value.
-  This organization's performance is similar to the target range/value.
-  This organization's performance is below the target range/value.
-  Not displayed





Footnote Key

1. The Measure or Measure Set was not reported.
2. The Measure Set does not have an overall result.
3. The number of patients is not enough for comparison purposes.
4. The measure meets the Privacy Disclosure Threshold rule.
5. The organization scored above 90% but was below most other organizations.
6. The Measure results are not statistically valid.
7. The Measure results are based on a sample of patients.
8. The number of months with Measure data is below the reporting requirement.
9. The measure results are temporarily suppressed pending resubmission of updated data.

Compared to other Joint Commission Accredited Organizations

Measure Area	Explanation	Nationwide	Statewide
SCIP - Infection Prevention	This category of evidence based measures assesses the overall use of indicated antibiotics for surgical infection prevention.		

Compared to other Joint Commission Accredited Organizations

Measure	Explanation	Compared to other Joint Commission Accredited Organizations				
		Hospital Results	Top 10% Scored at Least:	Average Rate:	Top 10% Scored at Least:	Average Rate:
Patients who had surgery and received appropriate medicine that prevents infection (antibiotic) and the antibiotic was stopped within 24 hours after the surgery ended.*	This measure reports how often surgery patients whose medicine (an antibiotic) to prevent infection was stopped within 24 hours after the surgery ended. Giving medicine that prevents infection for more than 24 hours after the end of surgery is not helpful, unless there is a specific reason (for example, fever or other signs of infection). Note: Not every surgery requires antibiotics and this measure reports on those selected surgeries where evidence/experts have identified that antibiotics would be helpful.	 92% of 1117 eligible Patients ⁷	99%	93%	98%	95%
Patients Having Blood Vessel Surgery*	Overall report of hospital's performance on Surgical Infection Prevention Measure for Blood Vessel Surgery.	 89% of 209 eligible Patients ⁷	100%	94%	100%	94%
Patients having blood vessel surgery who received medicine to prevent infection (an antibiotic) within one hour before the skin was surgically cut.*	This measure reports how often patients having blood vessel surgery received medicine that prevents infection (an antibiotic) within one hour before the skin was surgically cut. Infection is lowest when patients receive antibiotics to prevent infection within one hour before the skin is surgically cut.	 96% of 71 eligible Patients ⁷	100%	95%	100%	96%
Patients having blood vessel surgery who received the appropriate medicine (antibiotic) which is shown to be effective for this type of surgery.*	This measure reports how often patients who had blood vessel surgery were given the appropriate medicine (antibiotic) that prevents infection which is known to be effective for the type of surgery, based upon the recommendations of experts around the country.	 87% of 71 eligible Patients ⁷	100%	98%	100%	98%



The Joint Commission only reports measures endorsed by the National Quality Forum.

* This information is part of the Hospital Quality Alliance. This information can also be viewed at www.hospitalcompare.hhs.gov

---- Null value or data not displayed.



National Quality Improvement Goals

Reporting Period: January 2009 - December 2009

Symbol Key

- This organization achieved the best possible results
- This organization's performance is above the target range/value.
- This organization's performance is similar to the target range/value.
- This organization's performance is below the target range/value.
- Not displayed

Footnote Key

1. The Measure or Measure Set was not reported.
2. The Measure Set does not have an overall result.
3. The number of patients is not enough for comparison purposes.
4. The measure meets the Privacy Disclosure Threshold rule.
5. The organization scored above 90% but was below most other organizations.
6. The Measure results are not statistically valid.
7. The Measure results are based on a sample of patients.
8. The number of months with Measure data is below the reporting requirement.
9. The measure results are temporarily suppressed pending resubmission of updated data.

For further information and explanation of the Quality Report contents, refer to the "Quality Report User Guide."

Measure Area	Explanation	Compared to other Joint Commission Accredited Organizations	
		Nationwide	Statewide
SCIP - Infection Prevention	This category of evidence based measures assesses the overall use of indicated antibiotics for surgical infection prevention.		

Measure	Explanation	Compared to other Joint Commission Accredited Organizations				
		Hospital Results	Top 10% Scored at Least:	Average Rate:	Top 10% Scored at Least:	Average Rate:
Patients who had blood vessel surgery and received appropriate medicine that prevents infection (antibiotic) and the antibiotic was stopped within 24 hours after the surgery ended.*	This measure reports how often blood vessel surgery patients whose medicine (an antibiotic) to prevent infection was stopped within 24 hours after the surgery ended. Giving medicine that prevents infection for more than 24 hours after the end of surgery is not helpful, unless there is a specific reason (for example, fever or other signs of infection).	 84% of 67 eligible Patients ⁷	100%	88%	100%	89%
Patients Having Colon/Large Intestine Surgery*	Overall report of hospital's performance on Surgical Infection Prevention Measures for Colon/Large Intestine Surgery.	 90% of 357 eligible Patients ⁷	97%	88%	94%	89%
Patients having colon/large intestine surgery who received medicine to prevent infection (an antibiotic) within one hour before the skin was surgically cut.*	This measure reports how often patients having colon/large intestine surgery received medicine that prevents infection (an antibiotic) within one hour before the skin was surgically cut. Infection is lowest when patients receive antibiotics to prevent infection within one hour before the skin is surgically cut.	 96% of 123 eligible Patients ⁷	100%	92%	100%	93%
Patients having colon/large intestine surgery who received the appropriate medicine (antibiotic) which is shown to be effective for this type of surgery.*	This measure reports how often patients who had colon/large intestine surgery were given the appropriate medicine (antibiotic) that prevents infection which is known to be effective for the type of surgery, based upon the recommendations of experts around the country.	 89% of 123 eligible Patients ⁷	100%	88%	100%	88%



The Joint Commission only reports measures endorsed by the National Quality Forum.

* This information is part of the Hospital Quality Alliance. This information can also be viewed at www.hospitalcompare.hhs.gov

---- Null value or data not displayed.



National Quality Improvement Goals

Reporting Period: January 2009 - December 2009

Symbol Key

- This organization achieved the best possible results
- This organization's performance is above the target range/value.
- This organization's performance is similar to the target range/value.
- This organization's performance is below the target range/value.
- Not displayed

Footnote Key

1. The Measure or Measure Set was not reported.
2. The Measure Set does not have an overall result.
3. The number of patients is not enough for comparison purposes.
4. The measure meets the Privacy Disclosure Threshold rule.
5. The organization scored above 90% but was below most other organizations.
6. The Measure results are not statistically valid.
7. The Measure results are based on a sample of patients.
8. The number of months with Measure data is below the reporting requirement.
9. The measure results are temporarily suppressed pending resubmission of updated data.

Compared to other Joint Commission Accredited Organizations

Measure Area	Explanation	Nationwide	Statewide
SCIP - Infection Prevention	This category of evidence based measures assesses the overall use of indicated antibiotics for surgical infection prevention.		

Compared to other Joint Commission Accredited Organizations


Measure	Explanation	Compared to other Joint Commission Accredited Organizations				
		Hospital Results	Top 10% Scored at Least:	Average Rate:	Top 10% Scored at Least:	Average Rate:
Patients who had colon/large intestine surgery and received appropriate medicine that prevents infection (antibiotic) and the antibiotic was stopped within 24 hours after the surgery ended.*	This measure reports how often colon/large intestine surgery patients whose medicine (an antibiotic) to prevent infection was stopped within 24 hours after the surgery ended. Giving medicine that prevents infection for more than 24 hours after the end of surgery is not helpful, unless there is a specific reason (for example, fever or other signs of infection).	 84% of 111 eligible Patients ⁷	100%	85%	100%	84%
Patients Having Coronary Artery Bypass Graft Surgery*	Overall report of hospital's performance on Surgical Infection Prevention Measures for Coronary Artery Bypass Graft Surgery.	 99% of 582 eligible Patients ⁷	100%	97%	100%	98%
Patients having coronary artery bypass graft surgery who received medicine to prevent infection (an antibiotic) within one hour before the skin was surgically cut.*	This measure reports how often patients having coronary artery bypass graft surgery received medicine that prevents infection (an antibiotic) within one hour before the skin was surgically cut. Infection is lowest when patients receive antibiotics to prevent infection within one hour before the skin is surgically cut.	 99% of 192 eligible Patients ⁷	100%	97%	100%	98%
Patients having coronary artery bypass graft surgery who received the appropriate medicine (antibiotic) which is shown to be effective for this type of surgery.*	This measure reports how often patients who had coronary artery bypass graft surgery were given the appropriate medicine (antibiotic) that prevents infection which is know to be effective for the type of surgery, based upon the recommendations of experts around the country.	 100% of 204 eligible Patients ⁷	100%	99%	100%	100%



The Joint Commission only reports measures endorsed by the National Quality Forum.

* This information is part of the Hospital Quality Alliance. This information can also be viewed at www.hospitalcompare.hhs.gov

---- Null value or data not displayed.



National Quality Improvement Goals

Reporting Period: January 2009 - December 2009

Symbol Key

- This organization achieved the best possible results
- This organization's performance is above the target range/value.
- This organization's performance is similar to the target range/value.
- This organization's performance is below the target range/value.
- Not displayed

Footnote Key

1. The Measure or Measure Set was not reported.
2. The Measure Set does not have an overall result.
3. The number of patients is not enough for comparison purposes.
4. The measure meets the Privacy Disclosure Threshold rule.
5. The organization scored above 90% but was below most other organizations.
6. The Measure results are not statistically valid.
7. The Measure results are based on a sample of patients.
8. The number of months with Measure data is below the reporting requirement.
9. The measure results are temporarily suppressed pending resubmission of updated data.

Compared to other Joint Commission Accredited Organizations

Measure Area	Explanation	Nationwide	Statewide
SCIP - Infection Prevention	This category of evidence based measures assesses the overall use of indicated antibiotics for surgical infection prevention.		

Compared to other Joint Commission Accredited Organizations


Measure	Explanation	Compared to other Joint Commission Accredited Organizations				
		Hospital Results	Top 10% Scored at Least:	Average Rate:	Top 10% Scored at Least:	Average Rate:
Patients who had coronary artery bypass graft surgery and received appropriate medicine that prevents infection (antibiotic) and the antibiotic was stopped within 48 hours after the surgery ended.*	This measure reports how often coronary artery bypass graft surgery patients whose medicine (an antibiotic) to prevent infection was stopped within 48 hours after the surgery ended. Giving medicine that prevents infection for more than 48 hours after the end of surgery is not helpful, unless there is a specific reason (for example, fever or other signs of infection).	 99% of 186 eligible Patients ⁷	100%	96%	100%	97%
Patients Having Hip Joint Replacement Surgery*	Overall report of hospital's performance on Surgical Infection Prevention Measures for Hip Joint Replacement Surgery.	 96% of 613 eligible Patients ⁷	100%	96%	100%	97%
Patients having hip joint replacement surgery who received medicine to prevent infection (an antibiotic) within one hour before the skin was surgically cut.*	This measure reports how often patients having hip joint replacement surgery received medicine that prevents infection (an antibiotic) within one hour before the skin was surgically cut. Infection is lowest when patients receive antibiotics to prevent infection within one hour before the skin is surgically cut.	 95% of 95 eligible Patients ⁷	100%	96%	100%	97%
Patients having hip joint replacement surgery who received the appropriate medicine (antibiotic) which is shown to be effective for this type of surgery.*	This measure reports how often patients who had hip joint replacement surgery were given the appropriate medicine (antibiotic) that prevents infection which is know to be effective for the type of surgery, based upon the recommendations of experts around the country.	 99% of 207 eligible Patients ⁷	100%	99%	100%	100%



The Joint Commission only reports measures endorsed by the National Quality Forum.

* This information is part of the Hospital Quality Alliance. This information can also be viewed at www.hospitalcompare.hhs.gov

---- Null value or data not displayed.



National Quality Improvement Goals

Reporting Period: January 2009 - December 2009

Symbol Key

- This organization achieved the best possible results
- This organization's performance is above the target range/value.
- This organization's performance is similar to the target range/value.
- This organization's performance is below the target range/value.
- Not displayed

Footnote Key

1. The Measure or Measure Set was not reported.
2. The Measure Set does not have an overall result.
3. The number of patients is not enough for comparison purposes.
4. The measure meets the Privacy Disclosure Threshold rule.
5. The organization scored above 90% but was below most other organizations.
6. The Measure results are not statistically valid.
7. The Measure results are based on a sample of patients.
8. The number of months with Measure data is below the reporting requirement.
9. The measure results are temporarily suppressed pending resubmission of updated data.

For further information and explanation of the Quality Report contents, refer to the "Quality Report User Guide."


Measure Area	Explanation	Compared to other Joint Commission Accredited Organizations	
		Nationwide	Statewide
SCIP - Infection Prevention	This category of evidence based measures assesses the overall use of indicated antibiotics for surgical infection prevention.		

Measure	Explanation	Compared to other Joint Commission Accredited Organizations				
		Hospital Results	Top 10% Scored at Least:	Average Rate:	Top 10% Scored at Least:	Average Rate:
Patients who had hip joint replacement surgery and received appropriate medicine that prevents infection (antibiotic) and the antibiotic was stopped within 24 hours after the surgery ended.*	This measure reports how often hip joint replacement surgery patients whose medicine (an antibiotic) to prevent infection was stopped within 24 hours after the surgery ended. Giving medicine that prevents infection for more than 24 hours after the end of surgery is not helpful, unless there is a specific reason (for example, fever or other signs of infection).	 92% of 199 eligible Patients ⁷	100%	94%	100%	95%
Patients Having a Hysterectomy*	Overall report of hospital's performance on Surgical Infection Prevention Measure for Hysterectomy Surgery.	 94% of 496 eligible Patients ⁷	100%	96%	100%	96%
Patients having hysterectomy surgery who received medicine to prevent infection (an antibiotic) within one hour before the skin was surgically cut.*	This measure reports how often patients having hysterectomy surgery received medicine that prevents infection (an antibiotic) within one hour before the skin was surgically cut. Infection is lowest when patients receive antibiotics to prevent infection within one hour before the skin is surgically cut.	 97% of 167 eligible Patients ⁷	100%	96%	100%	97%
Patients having hysterectomy surgery who received the appropriate medicine (antibiotic) which is shown to be effective for this type of surgery.*	This measure reports how often patients who had hysterectomy surgery were given the appropriate medicine (antibiotic) that prevents infection which is known to be effective for the type of surgery, based upon the recommendations of experts around the country.	 94% of 166 eligible Patients ⁷	100%	96%	100%	95%

The Joint Commission only reports measures endorsed by the National Quality Forum.

* This information is part of the Hospital Quality Alliance. This information can also be viewed at www.hospitalcompare.hhs.gov

---- Null value or data not displayed.



National Quality Improvement Goals

Reporting Period: January 2009 - December 2009

Symbol Key

- This organization achieved the best possible results
- This organization's performance is above the target range/value.
- This organization's performance is similar to the target range/value.
- This organization's performance is below the target range/value.
- Not displayed

Footnote Key

1. The Measure or Measure Set was not reported.
2. The Measure Set does not have an overall result.
3. The number of patients is not enough for comparison purposes.
4. The measure meets the Privacy Disclosure Threshold rule.
5. The organization scored above 90% but was below most other organizations.
6. The Measure results are not statistically valid.
7. The Measure results are based on a sample of patients.
8. The number of months with Measure data is below the reporting requirement.
9. The measure results are temporarily suppressed pending resubmission of updated data.

For further information and explanation of the Quality Report contents, refer to the "Quality Report User Guide."

Measure Area	Explanation	Compared to other Joint Commission Accredited Organizations	
		Nationwide	Statewide
SCIP - Infection Prevention	This category of evidence based measures assesses the overall use of indicated antibiotics for surgical infection prevention.		

Measure	Explanation	Compared to other Joint Commission Accredited Organizations				
		Hospital Results	Top 10% Scored at Least:	Average Rate:	Top 10% Scored at Least:	Average Rate:
Patients who had hysterectomy surgery and received appropriate medicine that prevents infection (antibiotic) and the antibiotic was stopped within 24 hours after the surgery ended.*	This measure reports how often hysterectomy surgery patients whose medicine (an antibiotic) to prevent infection was stopped within 24 hours after the surgery ended. Giving medicine that prevents infection for more than 24 hours after the end of surgery is not helpful, unless there is a specific reason (for example, fever or other signs of infection).	 90% of 163 eligible Patients ⁷	100%	95%	100%	95%
Patients Having Knee Joint Replacement Surgery*	Overall report of hospital's performance on Surgical Infection Prevention Measures for Knee Joint Replacement Surgery.	 97% of 1045 eligible Patients ⁷	100%	97%	100%	98%
Patients having knee joint replacement surgery who received medicine to prevent infection (an antibiotic) within one hour before the skin was surgically cut.*	This measure reports how often patients having knee joint replacement surgery received medicine that prevents infection (an antibiotic) within one hour before the skin was surgically cut. Infection is lowest when patients receive antibiotics to prevent infection within one hour before the skin is surgically cut.	 98% of 351 eligible Patients ⁷	100%	97%	100%	98%
Patients having knee joint replacement surgery who received the appropriate medicine (antibiotic) which is shown to be effective for this type of surgery.*	This measure reports how often patients who had knee joint replacement surgery were given the appropriate medicine (antibiotic) that prevents infection which is know to be effective for the type of surgery, based upon the recommendations of experts around the country.	 100% of 351 eligible Patients ⁷	100%	99%	100%	100%

The Joint Commission only reports measures endorsed by the National Quality Forum.

* This information is part of the Hospital Quality Alliance. This information can also be viewed at www.hospitalcompare.hhs.gov






---- Null value or data not displayed.



National Quality Improvement Goals

Reporting Period: January 2009 - December 2009



Symbol Key





-  This organization achieved the best possible results
-  This organization's performance is above the target range/value.
-  This organization's performance is similar to the target range/value.
-  This organization's performance is below the target range/value.
-  Not displayed

Footnote Key

1. The Measure or Measure Set was not reported.
2. The Measure Set does not have an overall result.
3. The number of patients is not enough for comparison purposes.
4. The measure meets the Privacy Disclosure Threshold rule.
5. The organization scored above 90% but was below most other organizations.
6. The Measure results are not statistically valid.
7. The Measure results are based on a sample of patients.
8. The number of months with Measure data is below the reporting requirement.
9. The measure results are temporarily suppressed pending resubmission of updated data.

For further information and explanation of the Quality Report contents, refer to the "Quality Report User Guide."


Measure Area	Explanation	Compared to other Joint Commission Accredited Organizations	
		Nationwide	Statewide
SCIP - Infection Prevention	This category of evidence based measures assesses the overall use of indicated antibiotics for surgical infection prevention.		

Measure	Explanation	Compared to other Joint Commission Accredited Organizations				
		Hospital Results	Top 10% Scored at Least:	Average Rate:	Top 10% Scored at Least:	Average Rate:
Patients who had knee joint replacement surgery and received appropriate medicine that prevents infection (antibiotic) and the antibiotic was stopped within 24 hours after the surgery ended.*	This measure reports how often knee joint replacement surgery patients whose medicine (an antibiotic) to prevent infection was stopped within 24 hours after the surgery ended. Giving medicine that prevents infection for more than 24 hours after the end of surgery is not helpful, unless there is a specific reason (for example, fever or other signs of infection).	 94% of 343 eligible Patients ⁷	100%	95%	100%	96%
Patients Having Open Heart Surgery other than Coronary Artery Bypass Graft*	Overall report of hospital's performance on Surgical Infection Prevention Measures for Open Heart Surgery.	 99% of 151 eligible Patients ⁷	100%	97%	100%	97%
Patients having open heart surgery other than coronary artery bypass graft who received medicine to prevent infection (an antibiotic) within one hour before the skin was surgically cut.*	This measure reports how often patients having open heart surgery other than coronary artery bypass graft received medicine that prevents infection (an antibiotic) within one hour before the skin was surgically cut. Infection is lowest when patients receive antibiotics to prevent infection within one hour before the skin is surgically cut.	 100% of 51 eligible Patients ⁷	100%	97%	100%	97%
Patients having open heart surgery other than coronary artery bypass graft who received the appropriate medicine (antibiotic) which is shown to be effective for this type of surgery.*	This measure reports how often patients who had open heart surgery other than coronary artery bypass graft were given the appropriate medicine (antibiotic) that prevents infection which is know to be effective for the type of surgery, based upon the recommendations of experts around the country.	 100% of 52 eligible Patients ⁷	100%	100%	100%	100%



The Joint Commission only reports measures endorsed by the National Quality Forum.

- * This information is part of the Hospital Quality Alliance. This information can also be viewed at www.hospitalcompare.hhs.gov
- Null value or data not displayed.



National Quality Improvement Goals

Reporting Period: January 2009 - December 2009

Symbol Key

- This organization achieved the best possible results
- This organization's performance is above the target range/value.
- This organization's performance is similar to the target range/value.
- This organization's performance is below the target range/value.
- Not displayed

Footnote Key

1. The Measure or Measure Set was not reported.
2. The Measure Set does not have an overall result.
3. The number of patients is not enough for comparison purposes.
4. The measure meets the Privacy Disclosure Threshold rule.
5. The organization scored above 90% but was below most other organizations.
6. The Measure results are not statistically valid.
7. The Measure results are based on a sample of patients.
8. The number of months with Measure data is below the reporting requirement.
9. The measure results are temporarily suppressed pending resubmission of updated data.

Compared to other Joint Commission Accredited Organizations

Measure Area	Explanation	Nationwide	Statewide
SCIP - Infection Prevention	This category of evidence based measures assesses the overall use of indicated antibiotics for surgical infection prevention.		

Compared to other Joint Commission Accredited Organizations

Measure	Explanation	Compared to other Joint Commission Accredited Organizations				
		Hospital Results	Top 10% Scored at Least:	Average Rate:	Top 10% Scored at Least:	Average Rate:
Patients who had open heart surgery other than coronary artery bypass graft and received appropriate medicine that prevents infection (antibiotic) and the antibiotic was stopped within 48 hours after the surgery ended.*	This measure reports how often open heart surgery other than coronary artery bypass graft patients whose medicine (an antibiotic) to prevent infection was stopped within 48 hours after the surgery ended. Giving medicine that prevents infection for more than 48 hours after the end of surgery is not helpful, unless there is a specific reason (for example, fever or other signs of infection).	 98% of 48 eligible Patients ⁷	100%	95%	100%	96%
Heart surgery patients with controlled blood sugar after surgery.	This measure reports the number of heart surgery patients that had a blood sugar of less than 200 on day one and day two after surgery. Infection is lowest in both diabetic and nondiabetic patients when blood sugar is controlled immediately after surgery.	 99% of 279 eligible Patients ⁷	99%	93%	100%	96%
Surgery patients with proper hair removal.	This measure reports the number of surgical patients that have had hair at the site of the surgical cut removed properly. Infection is lowest when patients have hair removed with electrical clippers or hair removal cream.	 100% of 1675 eligible Patients ⁷	100%	99%	100%	100%



The Joint Commission only reports measures endorsed by the National Quality Forum.

* This information is part of the Hospital Quality Alliance. This information can also be viewed at www.hospitalcompare.hhs.gov

---- Null value or data not displayed.



National Quality Improvement Goals

Reporting Period: January 2009 - December 2009

Symbol Key

- This organization achieved the best possible results
- This organization's performance is above the target range/value.
- This organization's performance is similar to the target range/value.
- This organization's performance is below the target range/value.
- Not displayed

Footnote Key

1. The Measure or Measure Set was not reported.
2. The Measure Set does not have an overall result.
3. The number of patients is not enough for comparison purposes.
4. The measure meets the Privacy Disclosure Threshold rule.
5. The organization scored above 90% but was below most other organizations.
6. The Measure results are not statistically valid.
7. The Measure results are based on a sample of patients.
8. The number of months with Measure data is below the reporting requirement.
9. The measure results are temporarily suppressed pending resubmission of updated data.

For further information and explanation of the Quality Report contents, refer to the "Quality Report User Guide."

Measure Area	Explanation
SCIP – Venous Thromboembolism (VTE)	This category of evidenced based measures assesses the use of indicated treatment for the prevention of blood clots in selected surgical patients


Measure	Explanation	Compared to other Joint Commission Accredited Organizations				
		Hospital Results	Nationwide Top 10% Scored at Least:	Average Rate:	Statewide Top 10% Scored at Least:	Average Rate:
Patients having surgery who had treatment prescribed for the prevention of blood clots. Note: Treatment may be medication, stockings, or mechanical devices for exercising the legs.	This measure reports how often patients having surgery had treatment prescribed for the prevention of blood clots. The incidence of blood clots is lowest when patients are treated to prevent them. Note: Not every surgery requires treatment and this measure reports on those selected surgeries where evidence/experts have identified that treatment to prevent blood clots would be helpful.	 89% of 567 eligible Patients ⁷	100%	94%	100%	97%
Patients having surgery who received the appropriate treatment to prevent blood clots which is shown to be effective for the type of surgery performed. Note: Treatment may be medication, stockings, or mechanical devices for exercising the legs.	This measure reports how often patients who had surgery were given the appropriate treatment that prevents blood clots which is known to be effective for the type of surgery, based upon the recommendations of experts around the country. Note: Not every surgery requires treatment and this measure reports on those selected surgeries where evidence/experts have identified that treatment to prevent blood clots would be helpful.	 86% of 563 eligible Patients ⁷	99%	92%	99%	95%



The Joint Commission only reports measures endorsed by the National Quality Forum.

* This information is part of the Hospital Quality Alliance. This information can also be viewed at www.hospitalcompare.hhs.gov

---- Null value or data not displayed.



CMS Mortality Rates

Hospital

Center for Medicare and Medicaid (CMS) Hospital 30-Day Risk Adjusted Death (Mortality) compared to U.S. National Rate
The rates displayed in this table are from data reported for discharges July 2005 through June 2008
Last Updated: March 18, 2010

The U.S. National 30-day Death Rate from Heart Attack = 17%

	Better Than U.S. National Rate (Adjusted mortality is lower than U.S. rate)	No Different Than U.S. National Rate (Adjusted mortality is about the same as U.S. rate or difference is uncertain)	Worse Than U.S. National Rate (Adjusted mortality is higher than U.S. Rate)
30-Day Death (Mortality) Rates from Heart Attack = 18.4%		✓	
Number of Medicare Heart Attack Patients = 612			
Out of 4609 hospitals in U.S.	131 hospitals in the U.S. Better than U.S. National Rate	2814 hospitals in the U.S. No different than U.S. National Rate	54 hospitals in the U.S. Worse than U.S. National Rate
	1610 hospitals in the United States did not have enough cases to reliably tell how well they are performing		
Out of 169 hospitals in Pennsylvania	6 hospitals in Pennsylvania Better than U.S. National Rate	140 hospitals in Pennsylvania No different than U.S. National Rate	2 hospitals in Pennsylvania Worse than U.S. National Rate
	21 hospitals in Pennsylvania did not have enough cases to reliably tell how well they are performing		

The U.S. National 30-day Death Rate from Heart Failure = 11%

	Better Than U.S. National Rate (Adjusted mortality is lower than U.S. rate)	No Different Than U.S. National Rate (Adjusted mortality is about the same as U.S. rate or difference is uncertain)	Worse Than U.S. National Rate (Adjusted mortality is higher than U.S. Rate)
30-Day Death (Mortality) Rates from Heart Failure = 12.4%		✓	
Number of Medicare Heart Failure Patients = 1091			
Out of 4773 hospitals in U.S.	213 hospitals in the U.S. Better than U.S. National Rate	3812 hospitals in the U.S. No different than U.S. National Rate	163 hospitals in the U.S. Worse than U.S. National Rate
	585 hospitals in the United States did not have enough cases to reliably tell how well they are performing		
Out of 171 hospitals in Pennsylvania	13 hospitals in Pennsylvania Better than U.S. National Rate	142 hospitals in Pennsylvania No different than U.S. National Rate	5 hospitals in Pennsylvania Worse than U.S. National Rate
	11 hospitals in Pennsylvania did not have enough cases to reliably tell how well they are performing		

The U.S. National 30-day Death Rate from Pneumonia = 12%

	Better Than U.S. National Rate (Adjusted mortality is lower than U.S. rate)	No Different Than U.S. National Rate (Adjusted mortality is about the same as U.S. rate or difference is uncertain)	Worse Than U.S. National Rate (Adjusted mortality is higher than U.S. Rate)
30-Day Death (Mortality) Rates from Pneumonia = 11.3%		✓	
Number of Medicare Pneumonia Patients = 868			

For further information and explanation of the Quality Report contents, refer to the "Quality Report User Guide."



CMS Mortality Rates

Hospital

Center for Medicare and Medicaid (CMS) Hospital 30-Day Risk Adjusted Death (Mortality) compared to U.S. National Rate
The rates displayed in this table are from data reported for discharges July 2005 through June 2008
Last Updated: March 18, 2010

Out of 4814 hospitals in U.S.	253 hospitals in the U.S. Better than U.S. National Rate	3934 hospitals in the U.S. No different than U.S. National Rate	284 hospitals in the U.S. Worse than U.S. National Rate
	343 hospitals in the United States did not have enough cases to reliably tell how well they are performing		
Out of 170 hospitals in Pennsylvania	19 hospitals in Pennsylvania Better than U.S. National Rate	130 hospitals in Pennsylvania No different than U.S. National Rate	13 hospitals in Pennsylvania Worse than U.S. National Rate
	8 hospitals in Pennsylvania did not have enough cases to reliably tell how well they are performing		

For technical information on 30 Day Risk Adjusted Mortality measures please see user guides.

For further information and explanation of the Quality Report contents, refer to the "Quality Report User Guide."



CMS Readmission Rates

Hospital

Center for Medicare and Medicaid (CMS) Hospital 30 Day Rate of Readmission compared to U.S. National Rate
The rates displayed in this table are from data reported for discharges July 2005 through June 2008
Last Updated: March 18, 2010

The U.S. National Rate for Readmissions for Heart Attack Patients = 20%

	Better Than U.S. National Rate (Adjusted readmissions are lower than U.S. rate)	No Different Than U.S. National Rate (Adjusted readmissions are about the same as U.S. rate or difference is uncertain)	Worse Than U.S. National Rate (Adjusted mortality is higher than U.S. Rate)
30 Day Hospital Readmission Rates from Heart Attack Patients = 19.1%		✓	
Number of Medicare Heart Attack Patients = 598			
Out of 4520 hospitals in U.S.	36 hospitals in the U.S. Better than U.S. National Rate	2488 hospitals in the U.S. No different than U.S. National Rate	52 hospitals in the U.S. Worse than U.S. National Rate
	1944 hospitals in the United States did not have enough cases to reliably tell how well they are performing		
Out of 168 hospitals in Pennsylvania	3 hospitals in Pennsylvania Better than U.S. National Rate	128 hospitals in Pennsylvania No different than U.S. National Rate	5 hospitals in Pennsylvania Worse than U.S. National Rate
	32 hospitals in Pennsylvania did not have enough cases to reliably tell how well they are performing		


The U.S. National Rate for Readmissions for Heart Failure Patients = 24%

	Better Than U.S. National Rate (Adjusted readmissions are lower than U.S. rate)	No Different Than U.S. National Rate (Adjusted readmissions are about the same as U.S. rate or difference is uncertain)	Worse Than U.S. National Rate (Adjusted mortality is higher than U.S. Rate)
30 Day Hospital Readmission Rates from Heart Failure Patients = 23.7%		✓	
Number of Medicare Heart Failure Patients = 1247			
Out of 4787 hospitals in U.S.	180 hospitals in the U.S. Better than U.S. National Rate	3854 hospitals in the U.S. No different than U.S. National Rate	233 hospitals in the U.S. Worse than U.S. National Rate
	520 hospitals in the United States did not have enough cases to reliably tell how well they are performing		
Out of 172 hospitals in Pennsylvania	11 hospitals in Pennsylvania Better than U.S. National Rate	136 hospitals in Pennsylvania No different than U.S. National Rate	13 hospitals in Pennsylvania Worse than U.S. National Rate
	12 hospitals in Pennsylvania did not have enough cases to reliably tell how well they are performing		

The U.S. National Rate for Readmissions for Pneumonia Patients = 18%

	Better Than U.S. National Rate (Adjusted readmissions are lower than U.S. rate)	No Different Than U.S. National Rate (Adjusted readmissions are about the same as U.S. rate or difference is uncertain)	Worse Than U.S. National Rate (Adjusted mortality is higher than U.S. Rate)
30 Day Hospital Readmission Rates from Pneumonia Patients = 17.2%		✓	

For further information and explanation of the Quality Report contents, refer to the "Quality Report User Guide."



CMS Readmission Rates

Hospital






Center for Medicare and Medicaid (CMS) Hospital 30 Day Rate of Readmission compared to U.S. National Rate
The rates displayed in this table are from data reported for discharges July 2005 through June 2008
Last Updated: March 18, 2010

Number of Medicare Pneumonia Patients = 876

Out of 4834 hospitals in U.S.	88 hospitals in the U.S. Better than U.S. National Rate	4199 hospitals in the U.S. No different than U.S. National Rate	198 hospitals in the U.S. Worse than U.S. National Rate
	349 hospitals in the United States did not have enough cases to reliably tell how well they are performing		
Out of 172 hospitals in Pennsylvania	5 hospitals in Pennsylvania Better than U.S. National Rate	148 hospitals in Pennsylvania No different than U.S. National Rate	9 hospitals in Pennsylvania Worse than U.S. National Rate
	10 hospitals in Pennsylvania did not have enough cases to reliably tell how well they are performing		

For technical information on 30 Day Readmission Rates please see user guides.


Symbol Key

-  This organization achieved the best possible results
-  This organization's performance is above the target range/value.
-  This organization's performance is similar to the target range/value.
-  This organization's performance is below the target range/value.
-  Not displayed

Footnote Key

1. The Measure or Measure Set was not reported.
2. The Measure Set does not have an overall result.
3. The number of patients is not enough for comparison purposes.
4. The measure meets the Privacy Disclosure Threshold rule.
5. The organization scored above 90% but was below most other organizations.
6. The Measure results are not statistically valid.
7. The Measure results are based on a sample of patients.
8. The number of months with Measure data is below the reporting requirement.
9. The measure results are temporarily suppressed pending resubmission of updated data.

For further information and explanation of the Quality Report contents, refer to the "Quality Report User Guide."



Survey of Patients' Hospital Experiences

Survey Date Range	Number of Completed Surveys	Survey Response Rate
July 2008 through June 2009	300 or More	43%

Question	Explanation								
How often did doctors communicate well with patients?	Patients reported how often their doctors communicated well with them during their hospital stay. "Communicated well" means doctors explained things clearly, listened carefully to the patient, and treated the patient with courtesy and respect .								
Doctors "always" communicated well	Doctors "usually" communicated well			Doctors "sometimes" or "never" communicated well					
Hospital Rate	State Average	National Average	Hospital Rate	State Average	National Average	Hospital Rate	State Average	National Average	
80%	78%	80%	16%	17%	15%	4%	5%	5%	

Question	Explanation								
How often did nurses communicate well with patients?	Patients reported how often their nurses communicated well with them during their hospital stay. "Communicated well" means nurses explained things clearly, listened carefully to the patient, and treated the patient with courtesy and respect .								
Nurses "always" communicated well	Nurses "usually" communicated well			Nurses "sometimes" or "never" communicated well					
Hospital Rate	State Average	National Average	Hospital Rate	State Average	National Average	Hospital Rate	State Average	National Average	
75%	75%	75%	20%	20%	19%	5%	5%	6%	

Question	Explanation								
How often did patients receive help quickly from hospital staff?	Patients reported how often they were helped quickly when they used the call button or needed help in getting to the bathroom or using a bedpan .								
Patients "always" received help as soon as they wanted	Patients "usually" received help as soon as they wanted			Patients "sometimes" or "never" received help as soon as they wanted					
Hospital Rate	State Average	National Average	Hospital Rate	State Average	National Average	Hospital Rate	State Average	National Average	
63%	62%	63%	25%	27%	26%	12%	11%	11%	

Footnote Key

1. Fewer than 100 patients completed the HCAHPS survey. Use these rates with caution, as the number of surveys may be too low to reliably assess hospital performance.
2. This displays less than 12 months of accurate data.
3. Survey results are not available for this period.
4. No patients were eligible for the HCAHPS Survey.

For further information and explanation of the Quality Report contents, refer to the "Quality Report User Guide."



Survey of Patients' Hospital Experiences

Survey Date Range	Number of Completed Surveys	Survey Response Rate
July 2008 through June 2009	300 or More	43%

Question	Explanation
How often was patients' pain well controlled?	If patients needed medicine for pain during their hospital stay, the survey asked how often their pain was well controlled. "Well controlled" means their pain was well controlled and that the hospital staff did everything they could to help patients with their pain.
Pain was "always" well controlled	Pain was "usually" well controlled
Pain was "sometimes" or "never" well controlled	
Hospital Rate State Average National Average	Hospital Rate State Average National Average
67% 68% 68%	25% 25% 24%
Hospital Rate State Average National Average	Hospital Rate State Average National Average
8% 7% 8%	

Question	Explanation
How often did staff explain about medicines before giving them to patients?	If patients were given medicine that they had not taken before, the survey asked how often staff explained about the medicine. "Explained" means that hospital staff told what the medicine was for and what side effects it might have before they gave it to the patient.
Staff "always" explained	Staff "usually" explained
Staff "sometimes" or "never" explained	
Hospital Rate State Average National Average	Hospital Rate State Average National Average
56% 58% 59%	19% 19% 19%
Hospital Rate State Average National Average	Hospital Rate State Average National Average
25% 23% 22%	

Footnote Key

1. Fewer than 100 patients completed the HCAHPS survey. Use these rates with caution, as the number of surveys may be too low to reliably assess hospital performance.
2. This displays less than 12 months of accurate data.
3. Survey results are not available for this period.
4. No patients were eligible for the HCAHPS Survey.

For further information and explanation of the Quality Report contents, refer to the "Quality Report User Guide."



Survey of Patients' Hospital Experiences

Survey Date Range	Number of Completed Surveys	Survey Response Rate
July 2008 through June 2009	300 or More	43%

Question	Explanation										
How often were the patients' rooms and bathrooms kept clean?	Patients reported how often their hospital room and bathroom were kept clean.										
Room was "always" clean			Room was "usually" clean			Room was "sometimes" or "never" clean					
Hospital Rate	State Average	National Average	Hospital Rate	State Average	National Average	Hospital Rate	State Average	National Average			
68%	69%	70%	21%	21%	20%	11%	10%	10%			


Question	Explanation										
How often was the area around patients' rooms kept quiet at night?	Patients reported how often the area around their room was quiet at night.										
"Always" quiet at night			"Usually" quiet at night			"Sometimes" or "never" quiet at night					
Hospital Rate	State Average	National Average	Hospital Rate	State Average	National Average	Hospital Rate	State Average	National Average			
44%	49%	57%	38%	35%	31%	18%	16%	12%			

Question	Explanation							
Were patients given information about what to do during their recovery at home?	The survey asked patients about information they were given when they were ready to leave the hospital. Patients reported whether hospital staff had discussed the help they would need at home. Patients also reported whether they were given written information about symptoms or health problems to watch for during their recovery.							
Yes, staff did give patients this information			No, staff did not give patients this information					
Hospital Rate	State Average	National Average	Hospital Rate	State Average	National Average			
77%	81%	81%	23%	19%	19%			

Footnote Key

1. Fewer than 100 patients completed the HCAHPS survey. Use these rates with caution, as the number of surveys may be too low to reliably assess hospital performance.
2. This displays less than 12 months of accurate data.
3. Survey results are not available for this period.
4. No patients were eligible for the HCAHPS Survey.

For further information and explanation of the Quality Report contents, refer to the "Quality Report User Guide."



Survey of Patients' Hospital Experiences

Footnote Key

1. Fewer than 100 patients completed the HCAHPS survey. Use these rates with caution, as the number of surveys may be too low to reliably assess hospital performance.
2. This displays less than 12 months of accurate data.
3. Survey results are not available for this period.
4. No patients were eligible for the HCAHPS Survey.

For further information and explanation of the Quality Report contents, refer to the "Quality Report User Guide."

Survey Date Range	Number of Completed Surveys	Survey Response Rate
July 2008 through June 2009	300 or More	43%




Question	Explanation										
How do patients rate the hospital overall?	After answering all other questions on the survey, patients answered a separate question that asked for an overall rating of the hospital. Ratings were on a scale from 0 to 10, where "0" means "worst hospital possible" and "10" means "best hospital possible."										
Patients who gave a rating of 9 or 10 (high)			Patients who gave a rating of 7 or 8 (medium)			Patients who gave a rating of 6 or lower (low)					
Hospital Rate	State Average	National Average	Hospital Rate	State Average	National Average	Hospital Rate	State Average	National Average			
57%	63%	65%	28%	27%	25%	15%	10%	10%			

Question	Explanation										
Would patients recommend the hospital to friends and family?	The survey asked patients whether they would recommend the hospital to their friends and family.										
YES, patients would definitely recommend the hospital			YES, patients would probably recommend the hospital			NO, patients would not recommend the hospital (they probably would not or definitely would not recommend it)					
Hospital Rate	State Average	National Average	Hospital Rate	State Average	National Average	Hospital Rate	State Average	National Average			
60%	65%	68%	33%	29%	26%	7%	6%	6%			











2009 National Patient Safety Goals

Symbol Key

-  The organization has met the National Patient Safety Goal.
-  The organization has not met the National Patient Safety Goal.
-  The Goal is not applicable for this organization.

For further information and explanation of the Quality Report contents, refer to the "Quality Report User Guide."

Pathology and Clinical Laboratory

Safety Goals	Organizations Should	Implemented
Improve the accuracy of patient identification.	Use of Two Patient Identifiers	
	Conducting a Verification Process Before Starting Procedures	
Improve the effectiveness of communication among caregivers.	Reading Back Verbal Orders	
	Creating a List of Abbreviations Not to Use	
	Timely Reporting of Critical Tests and Critical Results	
	Managing Hand-Off Communications	
Reduce the risk of health care-associated infections	Meeting Hand Hygiene Guidelines	
	Sentinel Events Resulting from Infection	
Encourage patients' active involvement in their own care as a patient safety strategy.	Patient and Family Reporting of Safety Concerns	